



中再集团 (集团) 投资有限公司

**(1508.HK)**

**C**haucer收购项目介绍

**2018 9**





“ ”

Chaucer



“ ”

“ ” “ ”





<b>1</b>	
<b>2</b>	
<b>3</b>	



01

❖ The Hanover Insurance Group, Inc  
" " ) ,

02

❖ Insurance International Holdings Limited 100% The Hanover  
Company Designated Activity Company Chaucer Insurance  
HoldCo Pty Ltd " Chaucer" Hanover Australia

03

❖ 8.65  
- 8.2  
- 4,500 10% Chaucer 2018

04


❖ /  
5.5

05

❖  
❖ 2018 2019




**1**



**2**



**3**





Chaucer  
Ü

劳合社  
平台

x

Chaucer  
1084  
1176

1284 11

都柏林

2017  
45 12

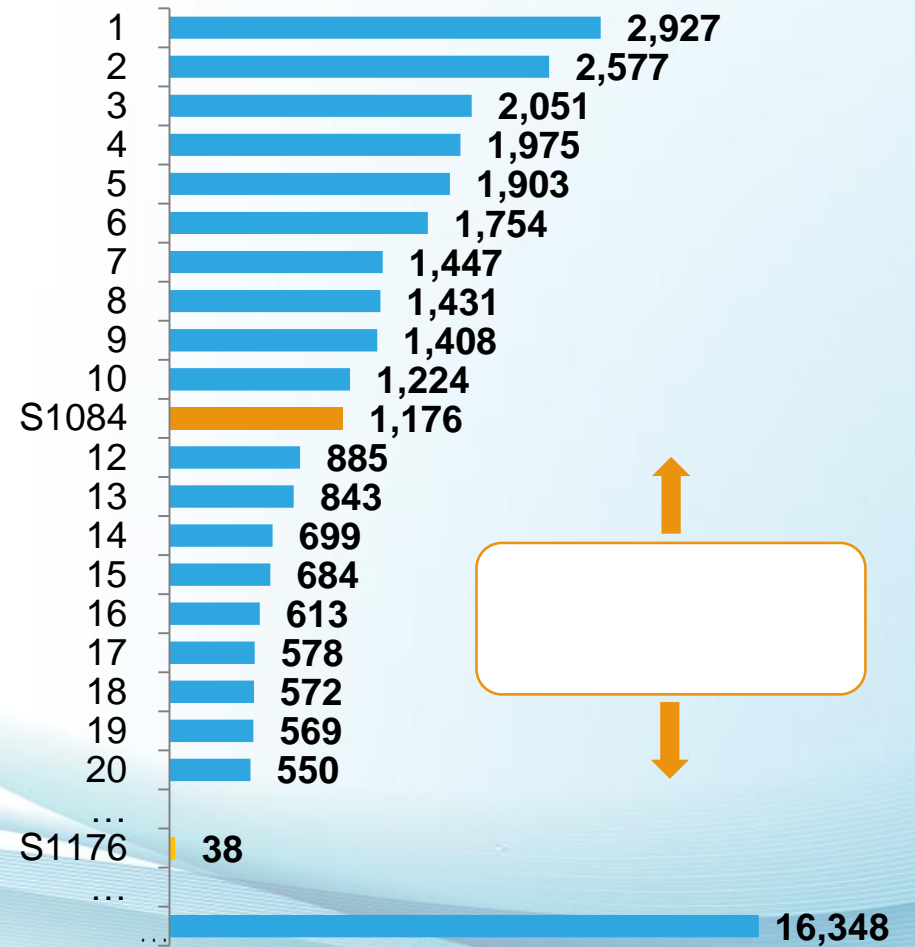

2017

1

2017

1

Fowle  
CEO John  
26





**1**

[Redacted content]

**2**

[Redacted content]

**3**

[Redacted content]









✓



✓

1084

/

11

1

✓



✓

✓



✓

✓ "

"



✓

✓





✓



❖			
❖	Chaucer	1084	1176

LLOYD'S







2017

Chaucer2017

1

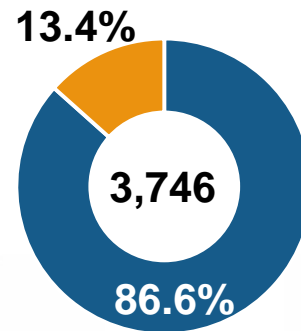
✓ Chaucer 1084

11

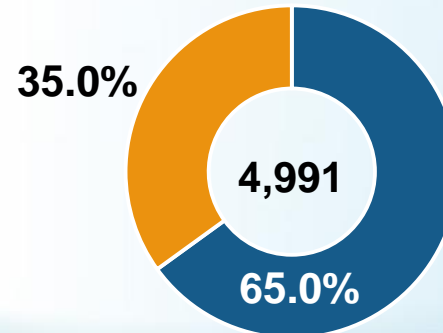
45

✓ Chaucer

✓



2017

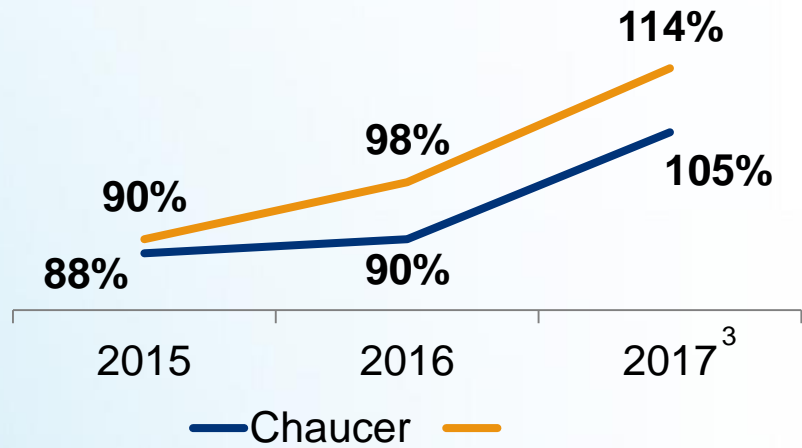


+ Chaucer



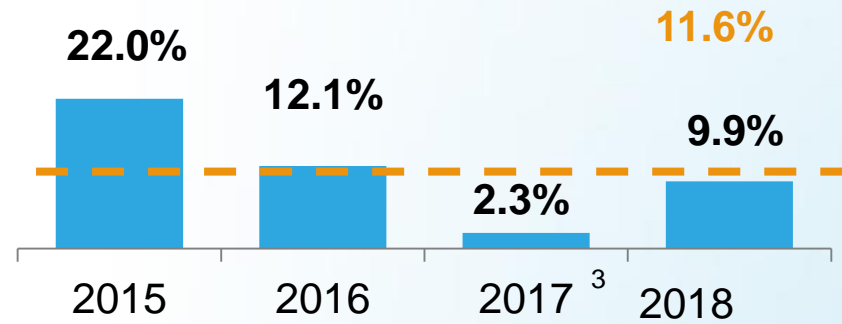
Chaucer

1



Chaucer

ROE<sup>2</sup>



✓ Chaucer

✓ Chaucer

ROE 11.6%



- ❖ Chaucer 14
- ❖ Chaucer
- ❖

Chaucer

Chaucer



- ❖ Chaucer
- ❖ Gracechurch
- ❖ Chaucer

Chaucer

" "







- ❖
- ❖
- ❖
- ❖
- ❖
- ❖
- ❖
- ❖
- ❖

2017

= 6.737

$$= \frac{\text{2017}}{\text{2015}} = \frac{\text{2017}}{\text{2016}} + \frac{\text{2017}}{\text{2015}} - \frac{\text{2017}}{\text{2016}}$$

	2015	2016	2017
	38.3%	40.4%	40.9%
	49.2%	50.0%	64.4%
	47.6%	49.0%	49.0%
	1.6%	1.0%	15.4%
	87.5%	90.4%	105.3%



# Q&A